

MIG/MAG Welding Torch System ROBO 455 D liquid cooled



BINZEL. The right welding torch for every job.

The welding torches belonging to this range of products are used for automatic arc-gas welding using both inert and active gases. They have a universal application and are suitable for all welding positions.

The standard unit is a liquid-cooled neck either straight or with a 22° or 45° bend with cable assembly with integral airblast hose and central adaptor for connection to the machine.

Technical data (EN 50 078):

ROBO 455 D

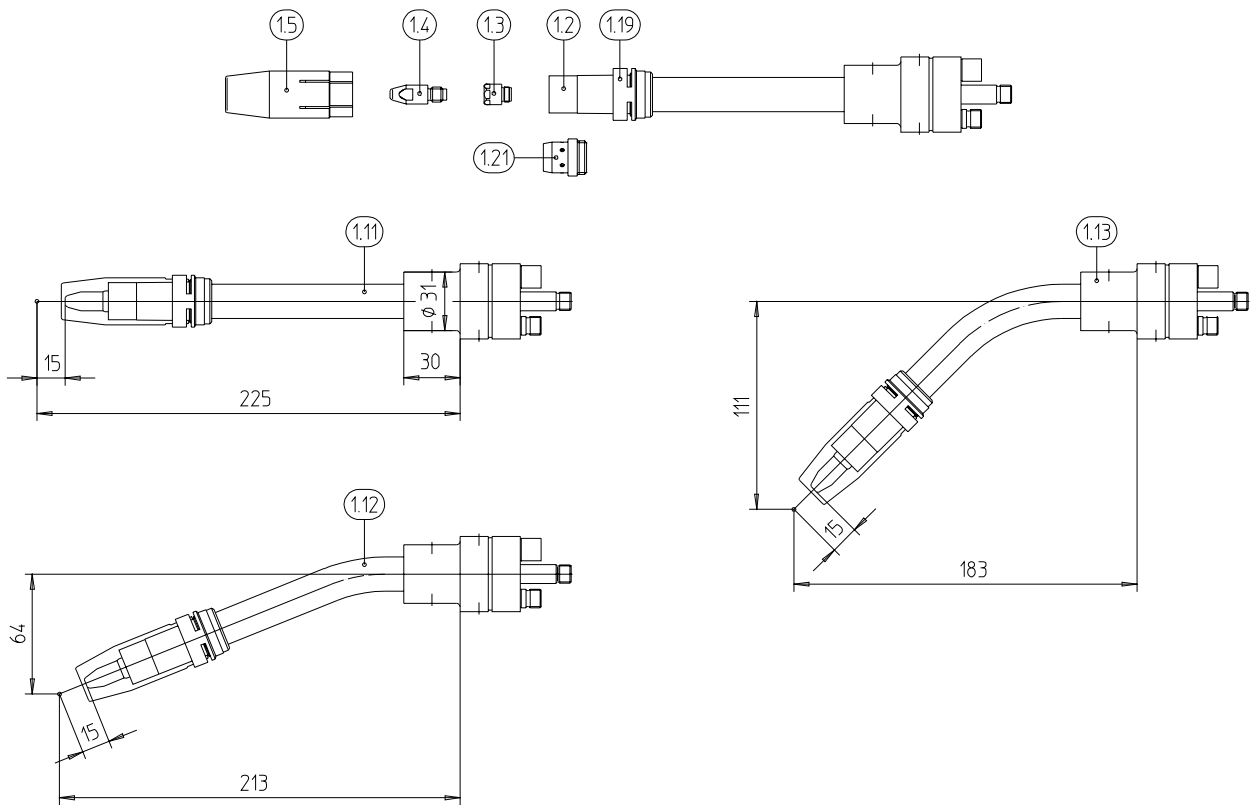
Rating: 450 A CO₂
400 A mixed gases 82/18
DIN 32 562
100% duty cycle

Wire sizes: 0.8-1.6 mm

When pulse welding, reduce rating by 35%.

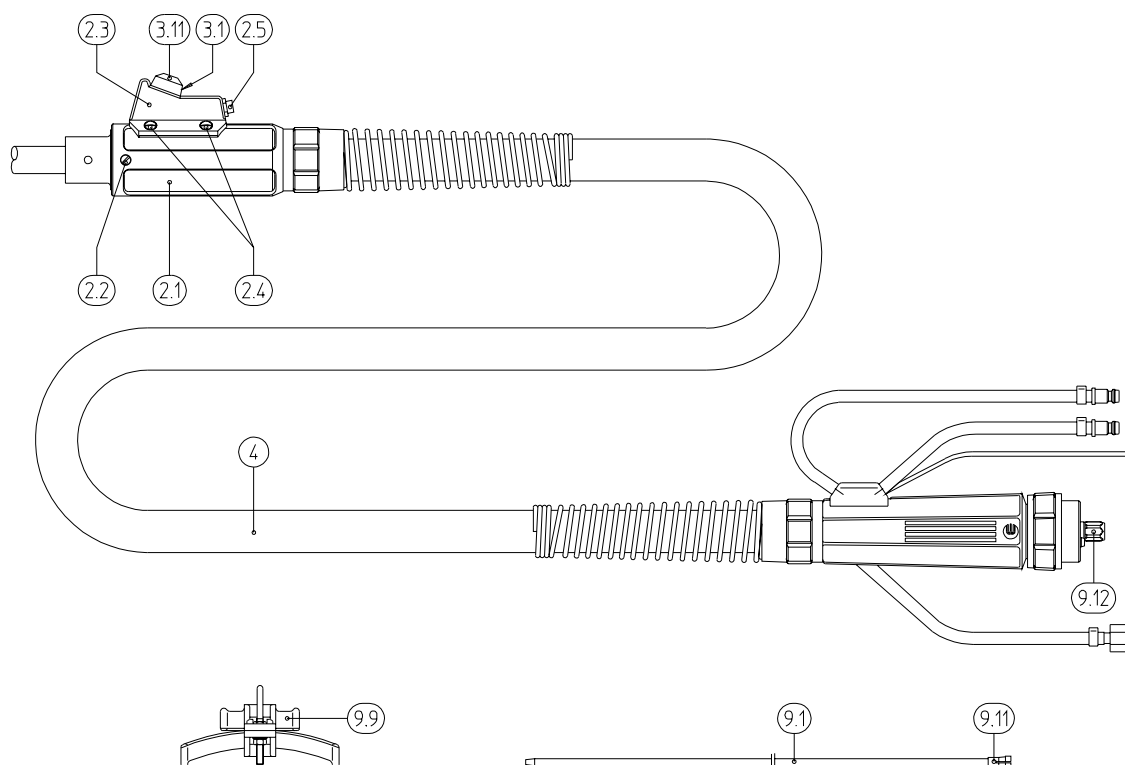
Welding & cutting brought to the point.





Build group	Pos.	Description	Specifications	Order-no.
Swan neck	1.11	Swan neck ROBO 455 D; straight		943.0161
	1.12	Swan neck ROBO 455 D; 22°		943.0162
	1.13	Swan neck ROBO 455 D; 45°		943.0163
	1.19	Nozzle clamping ring		940.0019
Wear parts	1.2	Nozzle insulator (standard)	10 pcs.	146.0054
		Nozzle insulator high heat resistant	10 pcs.	146.0059
	1.21	Gas diffusor	10 pcs.	943.0170
	1.3	Tip adaptor M6-Bi 8/24, 14,5 mm	10 pcs.	142.0123
		Tip adaptor M8-Bi 8/24, 14,5 mm	• 10 pcs.	142.0122
	1.4	Contact tip M6 CuCrZr, Ø 0.8, 28 mm	10 pcs.	140.0054
		Contact tip M6 CuCrZr, Ø 0.9, 28 mm	10 pcs.	140.0172
		Contact tip M6 CuCrZr, Ø 1.0, 28 mm	10 pcs.	140.0245
		Contact tip M6 CuCrZr, Ø 1.2, 28 mm	10 pcs.	140.0382
		Contact tip M6 CuCrZr, Ø 1.4, 28 mm	10 pcs.	140.0519
		Contact tip M6 CuCrZr, Ø 1.6, 28 mm	10 pcs.	140.0558
		Contact tip M6 E-Cu, Ø 0.8 for alu. wire, 28 mm	10 pcs.	141.0001
		Contact tip M6 E-Cu, Ø 1.0 for alu. wire, 28 mm	10 pcs.	141.0006
		Contact tip M6 E-Cu, Ø 1.2 for alu. wire, 28 mm	10 pcs.	141.0010
		Contact tip M6 E-Cu, Ø 1.4 for alu. wire, 28 mm	10 pcs.	141.0019
		Contact tip M6 E-Cu, Ø 1.6 for alu. wire, 28 mm	10 pcs.	141.0020
		Contact tip M8 CuCrZr, Ø 0.8, 30 mm	10 pcs.	140.0117
		Contact tip M8 CuCrZr, Ø 0.9, 30 mm	10 pcs.	140.0217
		Contact tip M8 CuCrZr, Ø 1.0, 30 mm	10 pcs.	140.0316
		Contact tip M8 CuCrZr, Ø 1.2, 30 mm	• 10 pcs.	140.0445

Subject to change without notice. Guarantee for Genuine Binzel Spares only.



Build group	Pos.	Description	Specifications	Order-no.
Wear parts	1.4	Contact tip M8 CuCrZr, Ø 1.4, 30 mm	10 pcs.	140.0536
		Contact tip M8 CuCrZr, Ø 1.6, 30 mm	10 pcs.	140.0590
		Contact tip M8 E-Cu, Ø 0.8 for alu. wire, 30 mm	10 pcs.	141.0003
		Contact tip M8 E-Cu, Ø 1.0 for alu. wire, 30 mm	10 pcs.	141.0008
		Contact tip M8 E-Cu, Ø 1.2 for alu. wire, 30 mm	10 pcs.	141.0015
		Contact tip M8 E-Cu, Ø 1.4 for alu. wire, 30 mm	10 pcs.	141.0055
		Contact tip M8 E-Cu, Ø 1.6 for alu. wire, 30 mm	10 pcs.	141.0022
		1.5	Gas nozzle NW 15.5, conical, 67.5 mm	• 10 pcs.
		Gas nozzle NW 15.5, conical, 64.5 mm	10 pcs.	145.0106
		Gas nozzle NW 15.5, conical, 61.5 mm	10 pcs.	145.0115
		Gas nozzle NW 13.0, conical, 67.5 mm	10 pcs.	145.0134
		Gas nozzle NW 13.0, conical, 64.5 mm	10 pcs.	145.0140
		Gas nozzle NW 15.5, bottle form, 67.5 mm	10 pcs.	145.0164
		Gas nozzle NW 13.0, bottle form, 67.5 mm	10 pcs.	145.0167
Cable assembly ROBO	2.1	Handle ROBO for incher housing		400.0158
	2.2	Screw	20 pcs.	000.0552
	2.3	Incher housing		400.0147
	2.4	Countersunk screw M4x6	20 pcs.	009.0201
	2.5	Panel mounted socket, 3-pole		175.0051
	3.1	Trigger 2-pole		185.0004
	3.11	Rubber boot		400.0165

Build group	Pos.	Description	Specifications	Order-no.	
Cable assembly ROBO	4	Cable assembly cpl. 3.00 m incl. air blast hose, WZ-2 and incher housing with: Swan neck ROBO 455 D, straight	liquid cooled	943.0247	
		Swan neck ROBO 455 D, 22°	liquid cooled	943.0248	
		Swan neck ROBO 455 D, 45°	liquid cooled	943.0249	
	9.1	Guide spiral liner blank 1.5/4.0 with collet	for 3.00 m	122.0005	
		Guide spiral liner blank 2.0/4.5 with collet	• for 3.00 m	122.0031	
		Guide spiral liner blank 2.5/4.5 with collet	for 5.00 m	122.0056	
		Teflon core liner 1.5/4.0 blue with collet and o-ring	for 3.00 m	126.0005	
		Teflon core liner 2.0/4.0 red with collet and o-ring	for 3.00 m	126.0021	
		Teflon core liner 2.7/4.7 yellow with collet and o-ring	for 3.00 m	126.0039	
		Carbon Teflon core liner 1.5/4.0 with collet and o-ring	for 3.00 m	127.0002	
		Carbon Teflon core liner 2.0/4.0 with collet and o-ring	for 3.00 m	127.0005	
		Carbon Teflon core liner 2.7/4.7 with collet and o-ring	for 3.00 m	127.0010	
		Polyamid core liner 2.0/4.0 with collet and o-ring	for 3.00 m	128.0012	
		Polyamid core liner 2.3/4.7 with collet and o-ring	for 3.00 m	128.0020	
	9.11	Collet for core liner, Ø 4.0 mm	20 pcs.	131.0001	
	9.12	Nut M10x1	10 pcs.	501.0082	
		w/o. fig. O-ring Ø 3.5x1.5 mm		165.0008	
		w/o. fig. Guide tube for core liners Ø 4.0 mm	up to 200 mm	129.0461	
	Accessories	9.9	Cable hanger		191.0039
			w/o. fig. Programming tip M6; TCP 15 mm		837.0107
			Programming tip M8; TCP 15 mm		837.0108
		Spanner	10 pcs.	191.0001	
		Sharpener for plastic liner		191.0064	
		Hose cutter		191.0062	
		Blades for hose cutter	10 pcs.	191.0063	
		Programming level for ROBO 455 D		837.0045	

Order information

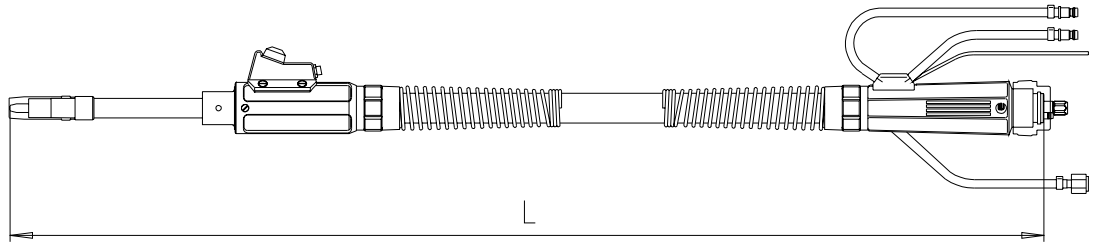
Control cable is supplied without connector, wire inching is realized by the 7-pole control cable.

Cable assemblies will be delivered full functional; with standard consumables. (see • marking inside)

When ordering ROBO 455 D , please specify:

- wire type
- wire diameter
- length of cable assembly

Other length of cable assembly on request.



Overall length $L=3.30$ m, with 3.0 m ROBO cable assembly

Attaching the cable assembly to the robot

To ensure that the cable assembly is securely attached to the robot, please use the BINZEL ATS-CAT torch mount with suitable extensions and brackets to meet your TCP requirements.

Welding & cutting brought to the point.



Alexander Binzel Schweisstechnik GmbH & Co. KG
P.O. Box 10 01 53 · D-35331 Giessen
Tel.: ++49 (0) 64 08 / 59-0
Fax: ++49 (0) 64 08 / 59-194
Internet: www.binzel-abicor.com